

# Prepare with Pedro!


HURRICANE 6



FEMA P-2339 / Jun 2023



American  
Red Cross



Hi! I'm Pedro!  
I'm learning how  
to prepare for  
emergencies.



Prepare means “get ready.”

You get ready for things all the time — like when you put on a jacket and grab an umbrella to get ready for a rainy day.

I want to be ready for any emergency, so I'm learning how to help stay safe when emergencies happen.



You can prepare  
for emergencies, too!  
Just follow me!



Pedro and his friend Martin saw a hurricane on TV.

“What’s a hurricane?” asked Pedro.

“A **HURRICANE** is a large storm with lots of wind and rain that moves in a circle,” answered Martin. “The wind can be very strong and the rain can cause flooding.”

“How do I know if a hurricane is coming and what can I do to help stay safe?” asked Pedro.

**HURRICANE, HURRICANE WATCH, EVACUATE, HURRICANE WARNING, SHELTER IN PLACE, STORM SURGE, FLOODING**



“When a hurricane might be coming into our area, it’s called a **HURRICANE WATCH**. That means that we need to **BE PREPARED** in case a hurricane comes!

We’d board up all windows and secure doors to stay safe from the wind, and bring in anything outside that might blow away, especially pets like Red.




We’d make sure we have plenty of supplies, like food, water, a flashlight with batteries, medicine and diapers for Lorena.

We’d also keep a radio on to stay informed in case we are told to evacuate.”



“What does evacuate mean?” asked Pedro.



“**EVACUATE** means to leave where you are and go somewhere safer,” explained Martin. “If you’re told to evacuate, you must do so right away!”






“When there’s a **HURRICANE WARNING**, that means there’s a hurricane in our area and we need to **TAKE ACTION!** If told to do so, we evacuate right away. If not, then we **SHELTER IN PLACE**, which means we stay in a safe place away from windows, like a storm shelter or bathroom, until it’s safe to leave.”



“We close all doors and windows tight, gather supplies and stay in a safe room away from windows until the storm has passed.”

“A hurricane can cause **STORM SURGE** along the coast, which is when sea water goes onto land that is typically dry.



Hurricanes can also travel inland, where strong winds and rain can blow down power lines and cause **FLOODING**, which means water is where it shouldn't be.



Never walk or drive into water after a hurricane and stay away from fallen trees or power lines!”



“Thanks, Martin,” said Pedro.  
“I’m glad I learned how to be prepared and help stay safe during a hurricane!”

A few months later, Pedro was listening to the radio and heard that a hurricane might be coming in this direction. The news said his town was under a hurricane watch.



“I know what to do!” said Pedro.  
“I’m so glad I’m already prepared!”





Pedro went outside and brought in his favorite scooter.



He checked all of his supplies, and listened to the radio for weather updates.



Pedro locked his doors and windows tight and got ready to board them up. He was ready to take action if there was a hurricane warning, or if he was told to evacuate.

Just then, Pedro's radio had a weather alert saying the hurricane watch was canceled in his area.



Phew! Pedro was glad he learned how to be prepared and take action, so he knew how to help stay safe during a hurricane!


## Chill Out with Pedro!



Wow!  
Practicing for emergencies is exciting. But it makes me feel nervous, too. So I take big, slow breaths to calm down.



Breathe in slowly through your nose, like me.




Then breathe out slowly through your mouth.

After just five or six breaths, I feel better and start to relax. Try it yourself and see!



# Dear Grown-ups,

We hope that your child has enjoyed learning how to prepare for an emergency! To learn more, please visit: [redcross.org/youthprep](https://www.redcross.org/youthprep) and [ready.gov/kids](https://www.ready.gov/kids).



## Pedro's Safety Checklist

- Make a household emergency plan that everyone understands.
- Make a household emergency supplies kit and keep it updated.
- Start saving for an emergency fund.

**Did you know that there are nearly 350,000 home fires each year in the United States? That's nearly 1,000 each and every day!**

- Practice your home fire escape drill — be sure you can get outside in 2 minutes or less!
- Test all smoke alarms once a month.



**American Red Cross**



**FEMA**

The Prepare with Pedro: Hurricane book is a publication created by the American Red Cross in partnership with the Federal Emergency Management Agency's Individual and Community Preparedness Division.

© 2023 by The American Red Cross. The Red Cross emblem and the American Red Cross name are trademarks of The American National Red Cross and protected by various national statutes. © 2018, 2023 by The Federal Emergency Management Agency. The FEMA Family characters, DHS Seal, FEMA Logo are properties of the Department of Homeland Security and are licensed for use herein.